

GROUP FINANCIAL HIGHLIGHTS



	1996	1997	1998	1999	2000	2001	2002	2003	2004	2005(a)	2005(b)
1 Result of Operations											
Revenue (RM mil)	203.2	192.2	204.0	160.1	197.9	181.7	160.2	201.0	269.6	357.3	304.3
Profit Before Tax (RM mil)	14.5	12.3	15.2	4.4	36.8	30.0	19.0	33.9	32.7	35.7	30.7
Profit After Tax (RM mil)	14.5	12.3	15.2	4.4	36.8	30.0	37.6	23.9	23.6	26.1	22.7
2 Balance Sheet											
Share Capital (RM mil)	60.0	60.0	60.0	60.0	60.0	60.0	60.0	60.0	60.0	179.0	179.0
Shareholders' Funds (RM mil)	84.8	97.0	112.2	116.6	141.4	186.5	224.1	234.5	136.2	222.1	222.2
Total Assets (RM mil)	215.3	205.5	227.7	179.1	193.2	241.2	265.8	246.0	217.1	279.7	279.7
3 Financial Ratio											
Return on Equity	17%	13%	14%	4%	26%	16%	17%	10%	17%	15%	13%
Net Borrowings / Equity (Times)	0.49	0.12	0.12	-	-	-	-	-	0.40	0.16	0.16
Current Assets / Current Liabilities (Times)	0.57	0.50	0.50	0.68	0.71	2.22	2.62	10.95	1.13	3.12	3.12
Pre-Tax Profit / Average Shareholders' Fund	19%	13%	15%	4%	29%	18%	9%	15%	18%	20%	17%
Pre-Tax Profit / Revenue	7%	6%	7%	3%	19%	17%	12%	17%	12%	10%	10%
4** Per Share											
Net Tangible Asset per share (RM)	-	-	-	-	-	-	-	-	-	1.24	1.24
Net Earnings per share (sen)	-	-	-	-	-	-	-	-	-	18.6	16.1
5** Dividend											
First and Final (%) (Tax Exempt)	-	-	-	-	-	-	-	-	-	7.0	7.0

* Mycron Steel Berhad acquired Mycron Steel CRC Sdn Bhd (formerly known as Cold Rolling Industry (Malaysia) Sdn Bhd) on the 29 March 2004. The column Year 2005(a) is deemed to be representative of the proforma results of Mycron Steel Berhad for the full financial year. The column Year 2005(b) is the 10 months post-acquisition results of Mycron Steel Berhad. The figures for the years 1996 to 2004 were for Mycron Steel CRC Sdn Bhd.

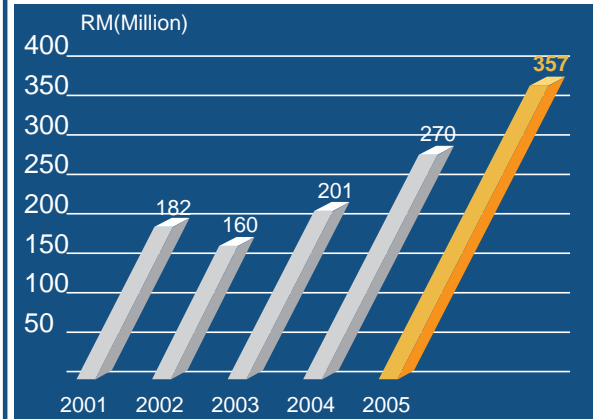
** The ratios in Item 4&5, for the Year 1996 to 2004 were not shown as the share capital at that time was only 60 million. The ratios for year 2005 were calculated using the average shareholders funds for the year 2005 since there were significant changes to the shareholders funds during the year.



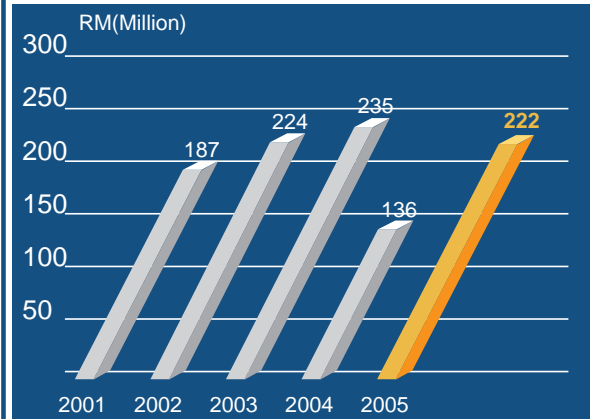


GROUP FINANCIAL HIGHLIGHTS

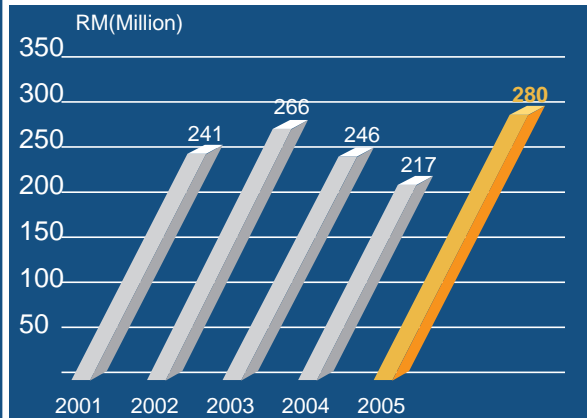
REVENUE



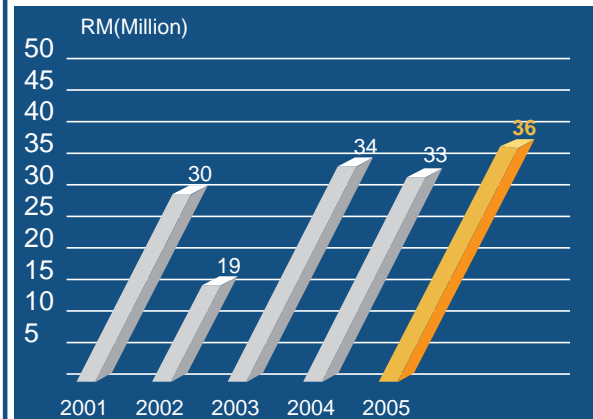
SHAREHOLDERS' FUND



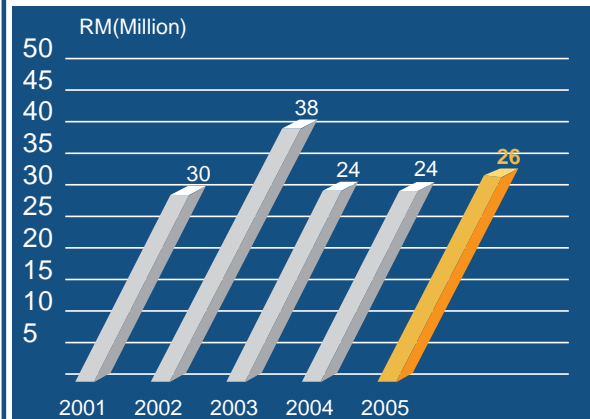
TOTAL ASSETS



PROFIT BEFORE TAX



PROFIT AFTER TAX



For the financial period ended 31st January 2005, the group recorded a profit after tax of RM26.1 million. After deducting pre-acquisition profit of RM3.4 million, the net profit attributable to the group was RM22.7 million.

ANALYSIS OF SHAREHOLDINGS AS AT 29 APRIL 2005



Authorised Share Capital	–	RM500,000,000
Issued and Paid-up Capital	–	RM179,000,000
Class of Shares	–	Ordinary Shares of RM1 each
Voting Rights	–	1 Vote Per Ordinary Share
No. of Shareholders	–	8,326

Size of Shareholdings	No. of Shareholders	% of Shareholders	No. of Shares	% of Issued Capital
Less than 100	238	2.86	9,999	0.01
100 – 1,000	4,533	54.44	2,687,754	1.50
1,001 – 10,000	2,962	35.58	11,733,801	6.56
10,001 to 100,000	521	6.26	14,962,405	8.36
100,001 and below 5% of issued shares	70	0.84	42,832,175	23.93
5% and above of issued shares	2	0.02	106,773,866	59.65
Total	8,326	100.00	179,000,000	100.00

Thirty Largest Shareholders As at 29 April 2005

Name	Ordinary Shares of RM1/- each	% of Issued Capital
1. Melewar Industrial Group Berhad	97,435,366	54.43
2. HDM Nominees (Tempatan) Sdn Bhd Beneficiary : UOB Kay Hian Pte Ltd for Melewar Equities (BVI) Ltd	9,338,500	5.22
3. Employees Provident Fund Board	5,449,150	3.04
4. Permodalan Nasional Berhad	5,445,100	3.04
5. MAA Credit Sdn Bhd Beneficiary : Avenue Serimas Sdn Bhd	5,308,000	2.97
6. Malaysian Assurance Alliance Berhad	3,529,900	1.97
7. HDM Nominees (Asing) Sdn Bhd Beneficiary : UOB Kay Hian Pte Ltd for Ovington Finance Limited	3,250,000	1.82
8. Malaysian Assurance Alliance Berhad	1,974,000	1.10
9. HDM Nominees (Tempatan) Sdn Bhd Beneficiary : UOB Kay Hian Pte Ltd for Melewar Equities Sdn Bhd	1,187,500	0.66
10. MAA Bancwell Trustee Berhad	1,150,000	0.64
11. Kenanga Nominees (Tempatan) Sdn Bhd	950,000	0.53
12. M & A Nominee (Asing) Sdn Bhd	723,475	0.40





ANALYSIS OF SHAREHOLDINGS AS AT 29 APRIL 2005

(continued)

13.	TA Nominees (Tempatan) Sdn Bhd Beneficiary : Pledged securities account for Tengku Hamnet bin Tengku Abdul Hanan	639,100	0.36
14.	Tunku Dato' Ya'acob bin Tunku Abdullah	550,000	0.31
15.	Pacific Strike Sdn Bhd	544,200	0.30
16.	Inter-Pacific Equity Nominees (Tempatan) Sdn Bhd Beneficiary : Pledged securities account for Balakrishnan a/l Vairavapillai	478,500	0.27
17.	AMMB Nominees (Tempatan) Sdn Bhd Beneficiary : Meridian Asset Management Sdn Bhd for Malaysian Assurance Alliance Bhd	478,400	0.27
18.	Liew Yew Meng	433,675	0.24
19.	Tengku Azlan bin Tengku Abdullah	397,000	0.22
20.	Eng Nominees (Asing) Sdn Bhd Beneficiary : Kim Eng Securities Pte Ltd for Divyesh Nagindas Doshi	385,200	0.22
21.	Lim Kim Chuan	385,000	0.22
22.	Bumiputra-Commerce Nominees (Tempatan) Sdn Bhd Beneficiary : Pledged securities account for Azlan bin Abdullah	375,000	0.21
23.	Lembaga Tabung Haji	354,800	0.20
24.	RHB Capital Nominees (Tempatan) Sdn Bhd Beneficiary : Pledged securities account for Jiantilal Jethalal a/l Jethalal Valji	339,700	0.19
25.	HLB Nominees (Tempatan) Sdn Bhd Beneficiary : Pledged securities account for How Kim Chai	322,000	0.18
26.	Yeoh Kean Hua	320,000	0.18
27.	HDM Nominees (Tempatan) Sdn Bhd Beneficiary : Pledged securities account for Jiantilal Jethalal a/l Jethalal Valji	318,725	
28.	Sarojben Pranlal	305,050	0.17
29.	Kenanga Nominees (Tempatan) Sdn Bhd Beneficiary : Pledged securities account for Syed Salehuddin bin Syed Abdullah	296,000	0.17
30.	Giles Bien Chia Hsui	290,000	0.16
	TOTAL	<u>142,953,341</u>	<u>79.86</u>



ANALYSIS OF SHAREHOLDINGS AS AT 29 APRIL 2005

(continued)



List of Substantial Shareholders As at 29 April 2005

Name	Number of Shares Held			
	Direct	%	Indirect	%
Melewar Industrial Group Berhad	97,435,366	54.43	-	-
Melewar Equities (BVI) Ltd	9,338,500	5.22	-	-
Iternum Melewar Sdn Bhd	-	-	113,943,666	63.66 ^(a)
Tunku Tan Sri Abdulah ibni Almarhum Tuanku Abdul Rahman	-	-	114,493,666	63.96 ^(b)
Tunku Dato' Seri Iskandar bin Tunku Abdullah	-	-	114,493,666	63.96 ^(b)
Tunku Dato' Ya'acob bin Tunku Abdullah	550,000	0.31	113,943,666	63.66 ^(a)
Tunku Yahaya @ Yahya bin Tunku Abdullah	-	-	114,493,666	63.96 ^(b)
Dato' Zulkifly @ Sofi bin Haji Mustapha	-	-	114,493,666	63.96 ^(b)

Directors' Shareholdings As at 29 April 2005

Name	Number of Shares Held			
	Direct	%	Indirect	%
Tunku Dato' Seri Iskandar bin Tunku Abdullah	-	-	114,493,666	63.96 ^(a)
Tunku Dato' Ya'acob bin Tunku Abdullah	550,000	0.31	113,943,666	63.66 ^(b)
Dato' Zulkifly @ Sofi bin Haji Mustapha	-	-	114,493,666	63.96 ^(a)
Lim Kim Chuan	385,000	0.22	-	-
Azlan bin Abdullah	375,000	0.21	-	-
Chan Sang Whye	255,000	0.14	-	-

Notes -

- (a) Deemed interested by virtue of its/his indirect substantial shareholding in Melewar Industrial Group Berhad, Melewar Equities (BVI) Ltd, Melewar Equities Sdn Bhd and Malaysian Assurance Alliance Berhad.
- (b) Deemed interested by virtue of his family relationship with Tunku Dato' Ya'acob bin Tunku Abdullah who has substantial shareholdings in the Company through Melewar Industrial Group Berhad, Melewar Equities (BVI) Ltd, Melewar Equities Sdn Bhd and Malaysian Assurance Alliance Berhad. Melewar Industrial Group Berhad, Melewar Equities (BVI) Ltd, Melewar Equities Sdn Bhd, Malaysian Assurance Alliance Berhad and Tunku Dato' Ya'acob bin Tunku Abdullah holds 54.43%, 5.22%, 0.66%, 3.34% and 0.31% respectively in the Company.

